
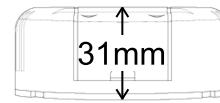
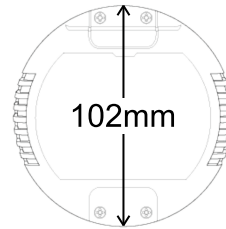


Constant-Voltage Triac Power Supply (Dimmable / Non-Dimmable)



Fits Inside a 4-11 Junction Box



Largest Dimension

4-11 Junction Box

Overview

- Power range: 12 - 80 W.
- Minimum load: 30%.
- Input voltage: 90 - 130 VAC / 180 - 240 VAC / 100 - 240 VAC.
- High efficiency of upto 89% with a PF > 0.95.
- Suitable for dry and damp locations (IP20 rated).
- Features protection from short circuit, over loading, and current surges.

Parameters

Protection	Short Circuit	Restart Mode
	Over Current	Hiccup Mode
Environment	Working Temp.	-30 °C to 45 °C
	Storage Temp	-40 °C to 70 °C
	Temp. Coefficient	±0.03% per °C
	Working Humidity	5% to 95% RH
	Vibration	5 Hz to 55 Hz per 2g

Specifications

Model #	Power (W)	Output Voltage (V)	Output Current (A)	Size - D x H (mm ²)	Weight (g)
D21-CV12-12	12.0	12.0	1.0	67 x 21	50
D21-CV12-24	12.0	24.0	0.5	67 x 21	50
D21-CV20-12	20.0	12.0	1.7	67 x 21	70
D21-CV20-24	20.0	24.0	0.83	67 x 21	70
D21-CV30-12	30.0	12.0	2.5	73 x 27	100
D21-CV30-24	30.0	24.0	1.25	73 x 27	100
D21-CV40-12	40.0	12.0	3.3	79 x 31	145
D21-CV40-24	40.0	24.0	1.7	79 x 31	145
D21-CV60-12	60.0	12.0	5.0	102 x 31	220
D21-CV60-24	60.0	24.0	2.5	102 x 31	220
D21-CV80-12	80.0	12.0	6.7	102 x 31	220
D21-CV80-24	80.0	24.0	3.3	102 x 31	220